







Stitch Name (U.S.)	Abbreviation	Symbol	Description
chain stitch	ch		Start with a loop on the hook. Hook yarn and pull through. (One chain completed.)
slip stitch	sl st		Insert hook into foundation chain or stitch, yarn over. Draw yarn through both the chain (or stitch) and the loop on the hook. (One slip stitch completed.)
single crochet	sc		Insert hook into foundation chain or stitch, yarn over and pull through chain or stitch (2 loops on hook). Yarn over and pull through both loops. (One single crochet stitch has been completed.)
half double crochet	hdc		Yarn over, insert hook into foundation chain or stitch, yarn over again and pull yarn through chain or stitch (3 loops on hook). Yarn over and pull through all 3 loops. (One half double crochet stitch has been completed.)
double crochet	dc		Yarn over, insert hook into foundation chain or stitch, yarn over again and pull yarn through chain or stitch (3 loops on hook). Yarn over and pull through 2 loops. Yarn over and pull through 2 loops again. (One double crochet has been completed.)
triple crochet	tr		Yarn over twice, insert hook into foundation chain or stitch, yarn over again and pull yarn through chain or stitch (4 loops on hook). Yarn over and pull through 2 loops. Yarn over and pull through 2 loops again. Yarn over and pull through the last 2 loops for a third time. (One triple crochet has been completed.)